



ENERG

енергия · ενεργεια

Y IJA
IE IA

10753602


CTA

121353 Aeroheat CS 1-25i



55 °C

35 °C



A+

A++

63 dB

55 dB

■ 23	■ 23
■ 25	■ 25
■ 23	■ 24
kW	kW

2015

811/2013



ENERG

енергия · ενέργεια

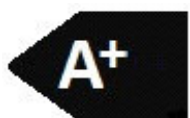


55°C

CTA

10753602

121353 Aeroheat CS 1-25i



+



+



+





+




Package (heat pumps and combination heater with heat pump)											
Seasonal space heating energy efficiency of heat pump (η_S)							1	122	%		
Rated output of the heat pump (P_{rated} kW)								25.00			
Temperature control			Class	III	(Table 1)	+	2	1.5	%		
Supplementary boiler											
Package with hot water storage tank				no			P_{sup} kW (rated output of supplementary heater)				
				η_S % (sup)							
				$(\eta_S \% (sup) - 1) \times (\alpha_{WE})$			=	-	3	%	
				(α_{WE})							
Solar contribution											
				$(A_{Koll} m^2)$		$(\eta_{Koll} \%)$					
				$(V_{Sp} m^3)$		(standstill heat loss of the storage tank in W)					
				(η_{Sp})							
$((294/(P_{rated} \times 11)) \times (A_{Koll} m^2) + (115/(P_{rated} \times 11)) \times (V_{Sp} m^3)) \times 0.45 \times ((\eta_{Koll} \%) / 100) \times (\eta_{Sp})$							=	+	4	%	
Seasonal space heating energy efficiency of package under average climate								5	124	%	
<i>rounded to the nearest integer</i>											
Seasonal space heating energy efficiency class of package under average climate											
Seasonal space heating energy efficiency under colder and warmer climate conditions											
colder	109	%		colder	5	124	-V	13	=	111	%
warmer	150	%		warmer	5	124	+VI	28	=	152	%

The energy efficiency of the package of products provided for in this fiche may not correspond to its actual energy efficiency once installed in a building, as the efficiency is influenced by further factors such as heat loss in the distribution system and the dimensioning of the products in relation to building size and characteristics.

Product fiche		 AC Cooling Heating	
Manufacturer	CTA AG		
Model	AH CS 1-25i		
Information on energy efficiency class and rated output			
	Average / Low temperature	Average / Medium temperature	
Space heating energy efficiency class	A++	A+	-
Rated heat output	25.31	25.00	kW
Seasonal space heating energy efficiency	155	122	%
Annual final energy consumption space heating	13243	16488	kWh
Sound power level indoors	63		dB
Special precautions during assembly, installation or maintenance			
see installation and maintenance instructions			
Additional information			
	Low temperature	Medium temperature	
Rated heat output colder climate	22.63	22.68	kW
Rated heat output warmer climate	23.62	23.16	kW
Seasonal space heating energy efficiency colder climate	134	109	%
Seasonal space heating energy efficiency warmer climate	193	150	%
Annual final energy consumption colder climate	16286	19919	kWh
Annual final energy consumption warmer climate	6439	8088	kWh
Sound power level outdoors	55		dB
Technical data of the temperature controller			
Manufacturer	ait		
Model	Aeroplus 2.0		
Class of the controller	III		-
Contribution of the controller to seasonal space heating energy efficiency	1.5		%
Contact	CTA AG, Hunzigenstrasse 2, CH-3110 Münsingen		

Model				AH CS 1-25i						
Brine-to-water heat pump: (Yes/No)				No						
Water-to-water heat pump: (Yes/No)				No						
Air-to-water heat pump: (Yes/No)				Yes						
Low temperature heat pump: (Yes/No)				No						
Equipped with supplementary heater: (Yes/No)				Yes						
Heat pump combination heater: (Yes/No)				No						
Application: (Low temperature/Medium temperature)				Medium temperature						
Climate: (Colder/Average/Warmer)				Average						
Item	Symbol	Value	Unit	Item	Symbol	Value	Unit			
Rated heat output	Prated	25.00	kW	Seasonal space heating energy efficiency	η_S	122	%			
Declared capacity for heating for part load at indoor temperature 20°C and outdoor temperature Tj				Declared coefficient of performance for part load at indoor temperature 20°C and outdoor temperature Tj						
Tj = -7°C	Pdh	19.20	kW	Tj = -7°C	COPd	2.07	-			
Tj = +2°C	Pdh	23.90	kW	Tj = +2°C	COPd	3.02	-			
Tj = +7°C	Pdh	14.30	kW	Tj = +7°C	COPd	4.13	-			
Tj = +12°C	Pdh	16.80	kW	Tj = +12°C	COPd	5.44	-			
Tj = biv	Pdh	20.20	kW	Tj = biv	COPd	2.24	-			
Tj = TOL	Pdh	17.80	kW	Tj = TOL	COPd	1.83	-			
Tj = -15°C (if TOL < -20°C)	Pdh	15.30	kW	Tj = -15°C if TOL < -20°C)	COPd	1.50	-			
Bivalent temperature	T _{biv}	-5	°C	Operation limit temperature	TOL	-20	°C			
Cycling interval capacity for heating	P _{cy}	-	kW	Cycling interval efficiency	COP _{cy}	-	-			
Degradation co-efficient	Cdh	1	-	Heating water operating limit temperature	WTOL	70	°C			
Power consumption in modes other than active mode				Supplementary heater						
Off mode	P _{OFF}	0.01	kW	Rated heat output	P _{sup}	7.3	kW			
Thermostat-off mode	P _{TO}	0.01	kW	Type of energy input	electric					
Standby mode	P _{SB}	0.01	kW							
Crankcase heater mode	P _{CK}	0	kW							
Other items										
Capacity control	fixed			Rated air flow rate, outdoors	-	5000	m ³ /h			
Sound power level, indoors/outdoors	L _{WA}	63/55	dB	Rated brine or water flow rate, outdoor heat exchanger	-	-	m ³ /h			
Emissions of nitrogen oxides	NO _x	-	mg/kWh							
For heat pump combination heater										
Declared load profile	-			Water heating energy efficiency	η_{wh}	-	%			
Daily electricity consumption	Q _{elec}	-	kWh	Daily fuel consumption	Q _{fuel}	-	kWh			
Contact	CTA AG, Hunzigenstrasse 2, CH-3110 Münsingen									

Model				AH CS 1-25i						
Brine-to-water heat pump: (Yes/No)				No						
Water-to-water heat pump: (Yes/No)				No						
Air-to-water heat pump: (Yes/No)				Yes						
Low temperature heat pump: (Yes/No)				No						
Equipped with supplementary heater: (Yes/No)				Yes						
Heat pump combination heater: (Yes/No)				No						
Application: (Low temperature/Medium temperature)				Low temperature						
Climate: (Colder/Average/Warmer)				Average						
Item	Symbol	Value	Unit	Item	Symbol	Value	Unit			
Rated heat output	Prated	25.31	kW	Seasonal space heating energy efficiency	η_S	155	%			
Declared capacity for heating for part load at indoor temperature 20°C and outdoor temperature Tj				Declared coefficient of performance for part load at indoor temperature 20°C and outdoor temperature Tj						
Tj = -7°C	Pdh	19.40	kW	Tj = -7°C	COPd	2.96	-			
Tj = +2°C	Pdh	24.20	kW	Tj = +2°C	COPd	3.77	-			
Tj = +7°C	Pdh	14.30	kW	Tj = +7°C	COPd	5.06	-			
Tj = +12°C	Pdh	16.90	kW	Tj = +12°C	COPd	5.90	-			
Tj = biv	Pdh	20.40	kW	Tj = biv	COPd	3.18	-			
Tj = TOL	Pdh	17.80	kW	Tj = TOL	COPd	2.66	-			
Tj = -15°C (if TOL < -20°C)	Pdh	15.10	kW	Tj = -15°C if TOL < -20°C)	COPd	2.20	-			
Bivalent temperature	T _{biv}	-5	°C	Operation limit temperature	TOL	-20	°C			
Cycling interval capacity for heating	P _{cy}	-	kW	Cycling interval efficiency	COP _{cy}	-	-			
Degradation co-efficient	Cdh	1	-	Heating water operating limit temperature	WTOL	70	°C			
Power consumption in modes other than active mode				Supplementary heater						
Off mode	P _{OFF}	0.01	kW	Rated heat output	P _{sup}	7.6	kW			
Thermostat-off mode	P _{TO}	0.01	kW	Type of energy input	electric					
Standby mode	P _{SB}	0.01	kW							
Crankcase heater mode	P _{CK}	0	kW							
Other items										
Capacity control	fixed			Rated air flow rate, outdoors	-	5000	m ³ /h			
Sound power level, indoors/outdoors	L _{WA}	63/55	dB	Rated brine or water flow rate, outdoor heat exchanger	-	-	m ³ /h			
Emissions of nitrogen oxides	NO _x	-	mg/kWh							
For heat pump combination heater										
Declared load profile	-			Water heating energy efficiency	η_{wh}	-	%			
Daily electricity consumption	Q _{elec}	-	kWh	Daily fuel consumption	Q _{fuel}	-	kWh			
Contact	CTA AG, Hunzigenstrasse 2, CH-3110 Münsingen									