



# ENERG


енергия · ενεργεια

Y IJA  
IE IA

107777WR2141

CTA

127534 Aeroheat AH CI 12a-CI WRI 2.1

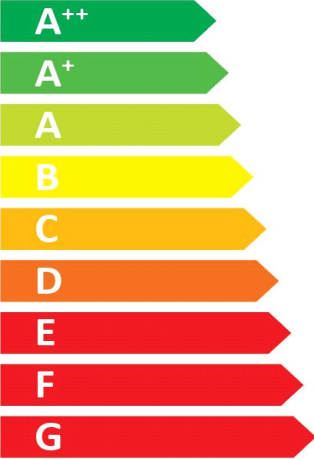


55 °C

35 °C

**A++**

**A++**



- dB

**57** dB

■ 7	■ 9
■ <b>9</b>	■ <b>10</b>
■ 7	■ 7
kW	kW


2015

811/2013



# ENERG

енергия · ενεργεια









55°C


107777WR2141


CTA


127534 Aeroheat AH CI 12a-CI WRI 2.1

+ 

+ 

+ 

+ 

**Package (heat pumps and combination heater with heat pump)**

Seasonal space heating energy efficiency of heat pump ( $\eta_S$ ) ① 133 %

Rated output of the heat pump ( $P_{rated}$  kW) 8.80

Temperature control Class VII (Table 1) + ② 3.5 %

Supplementary boiler  
 Package with hot water storage tank no  $P_{sup}$  kW (rated output of supplementary heater)

$\eta_S$  % (sup) - ③

$(\eta_S \% (sup) - ①) \times (\alpha_{WE}) = -$

$(\alpha_{WE})$  %

Solar contribution  $(A_{Koll} m^2)$   $(\eta_{Koll} \%)$

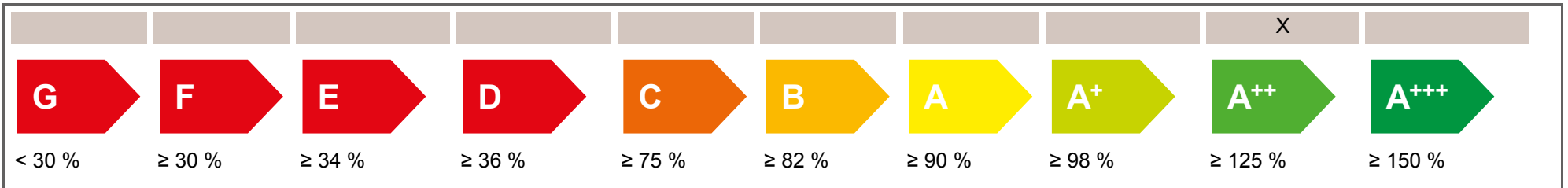
$(V_{Sp} m^3)$   $(standstill\ heat\ loss\ of\ the\ storage\ tank\ in\ W)$

$(\eta_{Sp})$

$((294/(P_{rated} \times 11)) \times (A_{Koll} m^2) + (115/(P_{rated} \times 11)) \times (V_{Sp} m^3)) \times 0.45 \times ((\eta_{Koll} \%) / 100) \times (\eta_{Sp}) = +$  ④ %

Seasonal space heating energy efficiency of package under average climate ⑤ 137 %  
*rounded to the nearest integer*


Seasonal space heating energy efficiency class of package under average climate





Seasonal space heating energy efficiency under colder and warmer climate conditions

colder	114 %		colder ⑤	137	-V	19	=	118 %
warmer	153 %		warmer ⑤	137	+VI	20	=	157 %

The energy efficiency of the package of products provided for in this fiche may not correspond to its actual energy efficiency once installed in a building, as the efficiency is influenced by further factors such as heat loss in the distribution system and the dimensioning of the products in relation to building size and characteristics.

<b>Product fiche</b>		 <b>AC Cooling Heating</b>		
<b>Manufacturer</b>	CTA AG			
<b>Model</b>	AH CI 12a and CI WRI 2.1			
<b>Information on energy efficiency class and rated output</b>				
	Average / Low temperature	Average / Medium temperature		
Space heating energy efficiency class	A++	A++	-	
Rated heat output	10.00	8.80	kW	
Seasonal space heating energy efficiency	175	133	%	
Annual final energy consumption space heating	4648	5362	kWh	
Sound power level indoors		-	dB	
<b>Special precautions during assembly, installation or maintenance</b>				
see installation and maintenance instructions				
<b>Additional information</b>				
	Low temperature	Medium temperature		
Rated heat output colder climate	8.60	7.00	kW	
Rated heat output warmer climate	6.50	6.50	kW	
Seasonal space heating energy efficiency colder climate	133	114	%	
Seasonal space heating energy efficiency warmer climate	185	153	%	
Annual final energy consumption colder climate	6209	5915	kWh	
Annual final energy consumption warmer climate	1849	2230	kWh	
Sound power level outdoors		57	dB	
<b>Technical data of the temperature controller</b>				
<b>Manufacturer</b>	ait			
<b>Model</b>	Aeroplus 2.1			
Class of the controller		VII	-	
Contribution of the controller to seasonal space heating energy efficiency		3.5	%	
<b>Contact</b>	CTA AG, Hunzigenstrasse 2, CH-3110 Münsingen			

<b>Model</b>				<b>AH CI 12a and CI WRI 2.1</b>						
Brine-to-water heat pump: (Yes/No)				No						
Water-to-water heat pump: (Yes/No)				No						
Air-to-water heat pump: (Yes/No)				Yes						
Low temperature heat pump: (Yes/No)				No						
Equipped with supplementary heater: (Yes/No)				Yes						
Heat pump combination heater: (Yes/No)				No						
Application: (Low temperature/Medium temperature)				Medium temperature						
Climate: (Colder/Average/Warmer)				Average						
<b>Item</b>	<b>Symbol</b>	<b>Value</b>	<b>Unit</b>	<b>Item</b>	<b>Symbol</b>	<b>Value</b>	<b>Unit</b>			
<b>Rated heat output</b>	Prated	8.80	kW	<b>Seasonal space heating energy efficiency</b>	$\eta_S$	133	%			
<b>Declared capacity for heating for part load at indoor temperature 20°C and outdoor temperature Tj</b>				<b>Declared coefficient of performance for part load at indoor temperature 20°C and outdoor temperature Tj</b>						
Tj = -7°C	Pdh	8.30	kW	Tj = -7°C	COPd	2.18	-			
Tj = +2°C	Pdh	4.80	kW	Tj = +2°C	COPd	3.28	-			
Tj = +7°C	Pdh	5.20	kW	Tj = +7°C	COPd	4.54	-			
Tj = +12°C	Pdh	6.00	kW	Tj = +12°C	COPd	6.15	-			
Tj = biv	Pdh	8.30	kW	Tj = biv	COPd	2.18	-			
Tj = TOL	Pdh	6.70	kW	Tj = TOL	COPd	1.94	-			
Tj = -15°C (if TOL < -20°C)	Pdh	-	kW	Tj = -15°C if TOL < -20°C)	COPd	-	-			
Bivalent temperature	T <sub>biv</sub>	-7	°C	Operation limit temperature	TOL	-10	°C			
Cycling interval capacity for heating	P <sub>cy</sub>	-	kW	Cycling interval efficiency	COP <sub>cy</sub>	-	-			
Degradation co-efficient	Cdh	1	-	Heating water operating limit temperature	WTOL	60	°C			
<b>Power consumption in modes other than active mode</b>				<b>Supplementary heater</b>						
Off mode	P <sub>OFF</sub>	0.02	kW	Rated heat output	P <sub>sup</sub>	2.1	kW			
Thermostat-off mode	P <sub>TO</sub>	0.02	kW	Type of energy input	electric					
Standby mode	P <sub>SB</sub>	0.02	kW							
Crankcase heater mode	P <sub>CK</sub>	0	kW							
<b>Other items</b>										
Capacity control	variable			Rated air flow rate, outdoors	-	2900	m <sup>3</sup> /h			
Sound power level, indoors/outdoors	L <sub>WA</sub>	-57	dB	Rated brine or water flow rate, outdoor heat exchanger	-	-	m <sup>3</sup> /h			
Emissions of nitrogen oxides	NO <sub>x</sub>	-	mg/kWh							
<b>For heat pump combination heater</b>										
Declared load profile	-			Water heating energy efficiency	$\eta_{wh}$	-	%			
Daily electricity consumption	Q <sub>elec</sub>	-	kWh	Daily fuel consumption	Q <sub>fuel</sub>	-	kWh			
<b>Contact</b>	CTA AG, Hunzigenstrasse 2, CH-3110 Münsingen									

<b>Model</b>				<b>AH CI 12a and CI WRI 2.1</b>						
Brine-to-water heat pump: (Yes/No)				No						
Water-to-water heat pump: (Yes/No)				No						
Air-to-water heat pump: (Yes/No)				Yes						
Low temperature heat pump: (Yes/No)				No						
Equipped with supplementary heater: (Yes/No)				Yes						
Heat pump combination heater: (Yes/No)				No						
Application: (Low temperature/Medium temperature)				Low temperature						
Climate: (Colder/Average/Warmer)				Average						
<b>Item</b>	<b>Symbol</b>	<b>Value</b>	<b>Unit</b>	<b>Item</b>	<b>Symbol</b>	<b>Value</b>	<b>Unit</b>			
Rated heat output	Prated	10.00	kW	Seasonal space heating energy efficiency	$\eta_S$	175	%			
<b>Declared capacity for heating for part load at indoor temperature 20°C and outdoor temperature Tj</b>				<b>Declared coefficient of performance for part load at indoor temperature 20°C and outdoor temperature Tj</b>						
Tj = -7°C	Pdh	8.50	kW	Tj = -7°C	COPd	2.60	-			
Tj = +2°C	Pdh	5.30	kW	Tj = +2°C	COPd	4.52	-			
Tj = +7°C	Pdh	6.30	kW	Tj = +7°C	COPd	6.04	-			
Tj = +12°C	Pdh	6.70	kW	Tj = +12°C	COPd	7.34	-			
Tj = biv	Pdh	8.50	kW	Tj = biv	COPd	2.60	-			
Tj = TOL	Pdh	7.50	kW	Tj = TOL	COPd	2.58	-			
Tj = -15°C (if TOL < -20°C)	Pdh	-	kW	Tj = -15°C if TOL < -20°C)	COPd	-	-			
Bivalent temperature	T <sub>biv</sub>	-7	°C	Operation limit temperature	TOL	-10	°C			
Cycling interval capacity for heating	P <sub>cy</sub>	-	kW	Cycling interval efficiency	COP <sub>cy</sub>	-	-			
Degradation co-efficient	Cdh	1	-	Heating water operating limit temperature	WTOL	60	°C			
<b>Power consumption in modes other than active mode</b>				<b>Supplementary heater</b>						
Off mode	P <sub>OFF</sub>	0.02	kW	Rated heat output	P <sub>sup</sub>	2.5	kW			
Thermostat-off mode	P <sub>TO</sub>	0.02	kW	Type of energy input	electric					
Standby mode	P <sub>SB</sub>	0.02	kW							
Crankcase heater mode	P <sub>CK</sub>	0	kW							
<b>Other items</b>										
Capacity control	variable			Rated air flow rate, outdoors	-	2900	m <sup>3</sup> /h			
Sound power level, indoors/outdoors	L <sub>WA</sub>	-57	dB	Rated brine or water flow rate, outdoor heat exchanger	-	-	m <sup>3</sup> /h			
Emissions of nitrogen oxides	NO <sub>x</sub>	-	mg/kWh							
<b>For heat pump combination heater</b>										
Declared load profile	-			Water heating energy efficiency	$\eta_{wh}$	-	%			
Daily electricity consumption	Q <sub>elec</sub>	-	kWh	Daily fuel consumption	Q <sub>fuel</sub>	-	kWh			
<b>Contact</b>	CTA AG, Hunzigenstrasse 2, CH-3110 Münsingen									