



# ENERG

енергия · ενεργεια

Y IJA  
IE IA

107601H1002


CTA

127593 Aeroheat AH CN Dual 5a-HM2




55 °C

35 °C



A<sup>++</sup>

A<sup>++</sup>

  
**44 dB**

  
**60 dB**

■ 10  
■ 10  
■ 14  
kW

■ 12  
■ 12  
■ 14  
kW




2015

811/2013



# ENERG

енергия · ενεργεια






55°C





107601H1002

CTA

127593 Aeroheat AH CN Dual 5a-HM2



+		<input type="checkbox"/>
+		<input type="checkbox"/>
+		<input checked="" type="checkbox"/>
+		<input type="checkbox"/>

**Package (heat pumps and combination heater with heat pump)**

Seasonal space heating energy efficiency of heat pump ( $\eta_S$ ) ❶ 125 %

Rated output of the heat pump ( $P_{rated}$  kW) 10.00

Temperature control Class VII (Table 1) + ❷ 3.5 %

Supplementary boiler

Package with hot water storage tank no  $P_{sup}$  kW (rated output of supplementary heater)

$\eta_S$  % (sup) = - ❸ %

$(\eta_S \% (sup) - \text{❶}) \times (\alpha_{WE})$

$(\alpha_{WE})$

Solar contribution  $(A_{Koll} m^2)$   $(\eta_{Koll} \%)$

$(V_{Sp} m^3)$  **(standstill heat loss of the storage tank in W)**

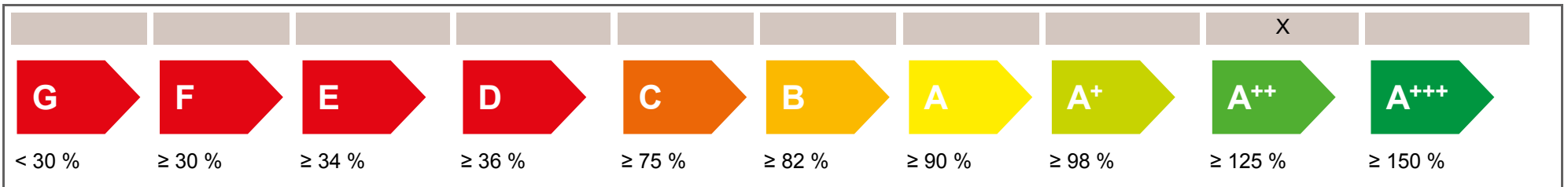
$(\eta_{Sp})$

$((294/(P_{rated} \times 11)) \times (A_{Koll} m^2) + (115/(P_{rated} \times 11)) \times (V_{Sp} m^3)) \times 0.45 \times ((\eta_{Koll} \%) / 100) \times (\eta_{Sp})$  = + ❹ %

Seasonal space heating energy efficiency of package under average climate ❺ 129 %

*rounded to the nearest integer*


Seasonal space heating energy efficiency class of package under average climate





Seasonal space heating energy efficiency under colder and warmer climate conditions

colder	113 %		colder	❺	129	-V	12	=	117 %
warmer	160 %		warmer	❺	129	+VI	35	=	164 %

The energy efficiency of the package of products provided for in this fiche may not correspond to its actual energy efficiency once installed in a building, as the efficiency is influenced by further factors such as heat loss in the distribution system and the dimensioning of the products in relation to building size and characteristics.

<b>Product fiche</b>		 <b>AC Cooling Heating</b>		
<b>Manufacturer</b>	CTA AG			
<b>Model</b>	AH CN Dual 5a+5a and HM2			
<b>Information on energy efficiency class and rated output</b>				
	Average / Low temperature	Average / Medium temperature		
Space heating energy efficiency class	A++	A++	-	
Rated heat output	12.00	10.00	kW	
Seasonal space heating energy efficiency	163	125	%	
Annual final energy consumption space heating	6453	6453	kWh	
Sound power level indoors		44	dB	
<b>Special precautions during assembly, installation or maintenance</b>				
see installation and maintenance instructions				
<b>Additional information</b>				
	Low temperature	Medium temperature		
Rated heat output colder climate	12.00	10.00	kW	
Rated heat output warmer climate	14.00	14.00	kW	
Seasonal space heating energy efficiency colder climate	146	113	%	
Seasonal space heating energy efficiency warmer climate	197	160	%	
Annual final energy consumption colder climate	7916	8540	kWh	
Annual final energy consumption warmer climate	3743	4575	kWh	
Sound power level outdoors		60	dB	
<b>Technical data of the temperature controller</b>				
<b>Manufacturer</b>	ait			
<b>Model</b>	Aeroplus 2.1			
Class of the controller		VII	-	
Contribution of the controller to seasonal space heating energy efficiency		3.5	%	
<b>Contact</b>	CTA AG, Hunzigenstrasse 2, CH-3110 Münsingen			

<b>Model</b>				<b>AH CN Dual 5a+5a and HM2</b>						
Brine-to-water heat pump: (Yes/No)				No						
Water-to-water heat pump: (Yes/No)				No						
Air-to-water heat pump: (Yes/No)				Yes						
Low temperature heat pump: (Yes/No)				No						
Equipped with supplementary heater: (Yes/No)				Yes						
Heat pump combination heater: (Yes/No)				No						
Application: (Low temperature/Medium temperature)				Medium temperature						
Climate: (Colder/Average/Warmer)				Average						
<b>Item</b>	<b>Symbol</b>	<b>Value</b>	<b>Unit</b>	<b>Item</b>	<b>Symbol</b>	<b>Value</b>	<b>Unit</b>			
Rated heat output	Prated	10.00	kW	Seasonal space heating energy efficiency	$\eta_S$	125	%			
<b>Declared capacity for heating for part load at indoor temperature 20°C and outdoor temperature Tj</b>				<b>Declared coefficient of performance for part load at indoor temperature 20°C and outdoor temperature Tj</b>						
Tj = -7°C	Pdh	8.00	kW	Tj = -7°C	COPd	1.99	-			
Tj = +2°C	Pdh	10.80	kW	Tj = +2°C	COPd	3.18	-			
Tj = +7°C	Pdh	14.20	kW	Tj = +7°C	COPd	4.65	-			
Tj = +12°C	Pdh	15.80	kW	Tj = +12°C	COPd	5.97	-			
Tj = biv	Pdh	8.60	kW	Tj = biv	COPd	2.24	-			
Tj = TOL	Pdh	7.20	kW	Tj = TOL	COPd	1.74	-			
Tj = -15°C (if TOL < -20°C)	Pdh	5.80	kW	Tj = -15°C if TOL < -20°C)	COPd	1.38	-			
Bivalent temperature	T <sub>biv</sub>	-5	°C	Operation limit temperature	TOL	-20	°C			
Cycling interval capacity for heating	P <sub>cy</sub>	-	kW	Cycling interval efficiency	COP <sub>cy</sub>	-	-			
Degradation co-efficient	Cdh	1	-	Heating water operating limit temperature	WTOL	62	°C			
<b>Power consumption in modes other than active mode</b>				<b>Supplementary heater</b>						
Off mode	P <sub>OFF</sub>	0.03	kW	Rated heat output	P <sub>sup</sub>	3.6	kW			
Thermostat-off mode	P <sub>TO</sub>	0.03	kW	Type of energy input	electric					
Standby mode	P <sub>SB</sub>	0.03	kW							
Crankcase heater mode	P <sub>CK</sub>	0	kW							
<b>Other items</b>										
Capacity control	staged			Rated air flow rate, outdoors	-	6000	m <sup>3</sup> /h			
Sound power level, indoors/outdoors	L <sub>WA</sub>	44/60	dB	Rated brine or water flow rate, outdoor heat exchanger	-	-	m <sup>3</sup> /h			
Emissions of nitrogen oxides	NO <sub>x</sub>	-	mg/kWh							
<b>For heat pump combination heater</b>										
Declared load profile	-			Water heating energy efficiency	$\eta_{wh}$	-	%			
Daily electricity consumption	Q <sub>elec</sub>	-	kWh	Daily fuel consumption	Q <sub>fuel</sub>	-	kWh			
<b>Contact</b>	CTA AG, Hunzigenstrasse 2, CH-3110 Münsingen									

<b>Model</b>				<b>AH CN Dual 5a+5a and HM2</b>						
Brine-to-water heat pump: (Yes/No)				No						
Water-to-water heat pump: (Yes/No)				No						
Air-to-water heat pump: (Yes/No)				Yes						
Low temperature heat pump: (Yes/No)				No						
Equipped with supplementary heater: (Yes/No)				Yes						
Heat pump combination heater: (Yes/No)				No						
Application: (Low temperature/Medium temperature)				Low temperature						
Climate: (Colder/Average/Warmer)				Average						
<b>Item</b>	<b>Symbol</b>	<b>Value</b>	<b>Unit</b>	<b>Item</b>	<b>Symbol</b>	<b>Value</b>	<b>Unit</b>			
Rated heat output	Prated	12.00	kW	Seasonal space heating energy efficiency	$\eta_S$	163	%			
<b>Declared capacity for heating for part load at indoor temperature 20°C and outdoor temperature Tj</b>				<b>Declared coefficient of performance for part load at indoor temperature 20°C and outdoor temperature Tj</b>						
Tj = -7°C	Pdh	9.40	kW	Tj = -7°C	COPd	3.27	-			
Tj = +2°C	Pdh	11.20	kW	Tj = +2°C	COPd	4.20	-			
Tj = +7°C	Pdh	14.40	kW	Tj = +7°C	COPd	5.29	-			
Tj = +12°C	Pdh	16.00	kW	Tj = +12°C	COPd	6.14	-			
Tj = biv	Pdh	9.80	kW	Tj = biv	COPd	3.51	-			
Tj = TOL	Pdh	8.40	kW	Tj = TOL	COPd	2.96	-			
Tj = -15°C (if TOL < -20°C)	Pdh	7.20	kW	Tj = -15°C if TOL < -20°C)	COPd	2.48	-			
Bivalent temperature	T <sub>biv</sub>	-5	°C	Operation limit temperature	TOL	-20	°C			
Cycling interval capacity for heating	P <sub>cy</sub>	-	kW	Cycling interval efficiency	COP <sub>cy</sub>	-	-			
Degradation co-efficient	Cdh	1	-	Heating water operating limit temperature	WTOL	62	°C			
<b>Power consumption in modes other than active mode</b>				<b>Supplementary heater</b>						
Off mode	P <sub>OFF</sub>	0.03	kW	Rated heat output	P <sub>sup</sub>	3.6	kW			
Thermostat-off mode	P <sub>TO</sub>	0.03	kW	Type of energy input	electric					
Standby mode	P <sub>SB</sub>	0.03	kW							
Crankcase heater mode	P <sub>CK</sub>	0	kW							
<b>Other items</b>										
Capacity control	staged			Rated air flow rate, outdoors	-	6000	m <sup>3</sup> /h			
Sound power level, indoors/outdoors	L <sub>WA</sub>	44/60	dB	Rated brine or water flow rate, outdoor heat exchanger	-	-	m <sup>3</sup> /h			
Emissions of nitrogen oxides	NO <sub>x</sub>	-	mg/kWh							
<b>For heat pump combination heater</b>										
Declared load profile	-			Water heating energy efficiency	$\eta_{wh}$	-	%			
Daily electricity consumption	Q <sub>elec</sub>	-	kWh	Daily fuel consumption	Q <sub>fuel</sub>	-	kWh			
<b>Contact</b>	CTA AG, Hunzigenstrasse 2, CH-3110 Münsingen									