



ENERG

енергия · ενεργεια

Y IJA
IE IA

107609H1602


CTA

127597 Aeroheat AH CN Dual 7a-9a-HM2



55 °C

35 °C



A⁺⁺

A⁺⁺

44 dB

65 dB

■ 12
■ 18
■ 20
kW

■ 14
■ 19
■ 20
kW



2015

811/2013



ENERG

енергия · ενέργεια

Y

IJA

IE

IA

55°C

107609H1602

CTA

127597 Aeroheat AH CN Dual 7a-9a-HM2



A++

A+++

A++

A++

A+

A

B

C


D

E

F

G

+



+



+



+



Package (heat pumps and combination heater with heat pump)

Seasonal space heating energy efficiency of heat pump (η_S) ① 127 %

Rated output of the heat pump (P_{rated} kW) 18.00

Temperature control Class VII (Table 1) + ② 3.5 %

Supplementary boiler
 Package with hot water storage tank no P_{sup} kW (rated output of supplementary heater)

η_S % (sup) = - ③ %

$(\eta_S \% (sup) - ①) \times (\alpha_{WE})$

(α_{WE})

Solar contribution $(A_{Koll} m^2)$ $(\eta_{Koll} \%)$

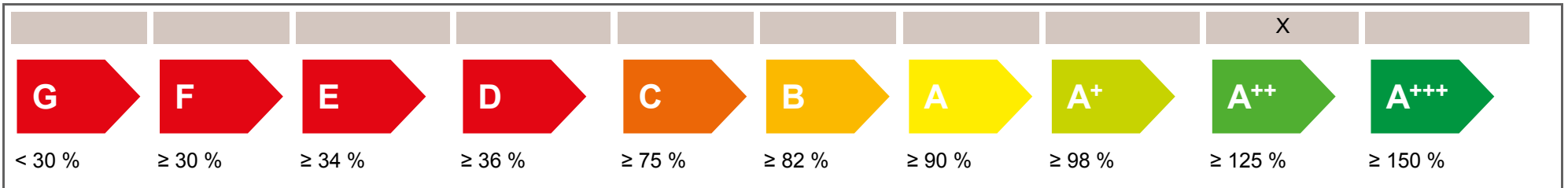
$(V_{Sp} m^3)$ **(standstill heat loss of the storage tank in W)**

(η_{Sp})

$((294/(P_{rated} \times 11)) \times (A_{Koll} m^2) + (115/(P_{rated} \times 11)) \times (V_{Sp} m^3)) \times 0.45 \times ((\eta_{Koll} \%) / 100) \times (\eta_{Sp})$ = + ④ %

Seasonal space heating energy efficiency of package under average climate ⑤ 131 %
rounded to the nearest integer


Seasonal space heating energy efficiency class of package under average climate





Seasonal space heating energy efficiency under colder and warmer climate conditions

colder	117 %		colder	⑤	131	-V	11	=	120 %
warmer	153 %		warmer	⑤	131	+VI	26	=	156 %

The energy efficiency of the package of products provided for in this fiche may not correspond to its actual energy efficiency once installed in a building, as the efficiency is influenced by further factors such as heat loss in the distribution system and the dimensioning of the products in relation to building size and characteristics.

Product fiche		 AC Cooling Heating		
Manufacturer	CTA AG			
Model	AH CN Dual 7a+9a and HM2			
Information on energy efficiency class and rated output				
	Average / Low temperature	Average / Medium temperature		
Space heating energy efficiency class	A++	A++	-	
Rated heat output	19.00	18.00	kW	
Seasonal space heating energy efficiency	154	127	%	
Annual final energy consumption space heating	9991	11505	kWh	
Sound power level indoors		44	dB	
Special precautions during assembly, installation or maintenance				
see installation and maintenance instructions				
Additional information				
	Low temperature	Medium temperature		
Rated heat output colder climate	14.00	12.00	kW	
Rated heat output warmer climate	20.00	20.00	kW	
Seasonal space heating energy efficiency colder climate	142	117	%	
Seasonal space heating energy efficiency warmer climate	186	153	%	
Annual final energy consumption colder climate	9576	9897	kWh	
Annual final energy consumption warmer climate	5651	6875	kWh	
Sound power level outdoors		65	dB	
Technical data of the temperature controller				
Manufacturer	ait			
Model	Aeroplus 2.1			
Class of the controller		VII	-	
Contribution of the controller to seasonal space heating energy efficiency		3.5	%	
Contact	CTA AG, Hunzigenstrasse 2, CH-3110 Münsingen			

Model				AH CN Dual 7a+9a and HM2						
Brine-to-water heat pump: (Yes/No)				No						
Water-to-water heat pump: (Yes/No)				No						
Air-to-water heat pump: (Yes/No)				Yes						
Low temperature heat pump: (Yes/No)				No						
Equipped with supplementary heater: (Yes/No)				Yes						
Heat pump combination heater: (Yes/No)				No						
Application: (Low temperature/Medium temperature)				Medium temperature						
Climate: (Colder/Average/Warmer)				Average						
Item	Symbol	Value	Unit	Item	Symbol	Value	Unit			
Rated heat output	Prated	18.00	kW	Seasonal space heating energy efficiency	η_S	126.5	%			
Declared capacity for heating for part load at indoor temperature 20°C and outdoor temperature Tj				Declared coefficient of performance for part load at indoor temperature 20°C and outdoor temperature Tj						
Tj = -7°C	Pdh	13.00	kW	Tj = -7°C	COPd	2.28	-			
Tj = +2°C	Pdh	16.50	kW	Tj = +2°C	COPd	3.23	-			
Tj = +7°C	Pdh	18.60	kW	Tj = +7°C	COPd	4.12	-			
Tj = +12°C	Pdh	23.50	kW	Tj = +12°C	COPd	5.76	-			
Tj = biv	Pdh	14.20	kW	Tj = biv	COPd	2.58	-			
Tj = TOL	Pdh	11.80	kW	Tj = TOL	COPd	2.02	-			
Tj = -15°C (if TOL < -20°C)	Pdh	9.50	kW	Tj = -15°C if TOL < -20°C)	COPd	1.60	-			
Bivalent temperature	T _{biv}	-4	°C	Operation limit temperature	TOL	-20	°C			
Cycling interval capacity for heating	P _{cy}	-	kW	Cycling interval efficiency	COP _{cy}	-	-			
Degradation co-efficient	Cdh	1	-	Heating water operating limit temperature	WTOL	70	°C			
Power consumption in modes other than active mode				Supplementary heater						
Off mode	P _{OFF}	0.03	kW	Rated heat output	P _{sup}	6.7	kW			
Thermostat-off mode	P _{TO}	0.03	kW	Type of energy input	electric					
Standby mode	P _{SB}	0.03	kW							
Crankcase heater mode	P _{CK}	0	kW							
Other items										
Capacity control	staged			Rated air flow rate, outdoors	-	6500	m ³ /h			
Sound power level, indoors/outdoors	L _{WA}	44/65	dB	Rated brine or water flow rate, outdoor heat exchanger	-	-	m ³ /h			
Emissions of nitrogen oxides	NO _x	-	mg/kWh							
For heat pump combination heater										
Declared load profile	-			Water heating energy efficiency	η_{wh}	-	%			
Daily electricity consumption	Q _{elec}	-	kWh	Daily fuel consumption	Q _{fuel}	-	kWh			
Contact	CTA AG, Hunzigenstrasse 2, CH-3110 Münsingen									

Model				AH CN Dual 7a+9a and HM2						
Brine-to-water heat pump: (Yes/No)				No						
Water-to-water heat pump: (Yes/No)				No						
Air-to-water heat pump: (Yes/No)				Yes						
Low temperature heat pump: (Yes/No)				No						
Equipped with supplementary heater: (Yes/No)				Yes						
Heat pump combination heater: (Yes/No)				No						
Application: (Low temperature/Medium temperature)				Low temperature						
Climate: (Colder/Average/Warmer)				Average						
Item	Symbol	Value	Unit	Item	Symbol	Value	Unit			
Rated heat output	Prated	19.00	kW	Seasonal space heating energy efficiency	η_S	154	%			
Declared capacity for heating for part load at indoor temperature 20°C and outdoor temperature Tj				Declared coefficient of performance for part load at indoor temperature 20°C and outdoor temperature Tj						
Tj = -7°C	Pdh	13.80	kW	Tj = -7°C	COPd	3.23	-			
Tj = +2°C	Pdh	16.80	kW	Tj = +2°C	COPd	3.96	-			
Tj = +7°C	Pdh	18.80	kW	Tj = +7°C	COPd	4.75	-			
Tj = +12°C	Pdh	23.50	kW	Tj = +12°C	COPd	5.82	-			
Tj = biv	Pdh	14.90	kW	Tj = biv	COPd	3.52	-			
Tj = TOL	Pdh	12.70	kW	Tj = TOL	COPd	2.94	-			
Tj = -15°C (if TOL < -20°C)	Pdh	10.90	kW	Tj = -15°C if TOL < -20°C)	COPd	2.48	-			
Bivalent temperature	T _{biv}	-4	°C	Operation limit temperature	TOL	-20	°C			
Cycling interval capacity for heating	P _{cy}	-	kW	Cycling interval efficiency	COP _{cy}	-	-			
Degradation co-efficient	Cdh	1	-	Heating water operating limit temperature	WTOL	70	°C			
Power consumption in modes other than active mode				Supplementary heater						
Off mode	P _{OFF}	0.03	kW	Rated heat output	P _{sup}	6.6	kW			
Thermostat-off mode	P _{TO}	0.03	kW	Type of energy input	electric					
Standby mode	P _{SB}	0.03	kW							
Crankcase heater mode	P _{CK}	0	kW							
Other items										
Capacity control	staged			Rated air flow rate, outdoors	-	6500	m ³ /h			
Sound power level, indoors/outdoors	L _{WA}	44/65	dB	Rated brine or water flow rate, outdoor heat exchanger	-	-	m ³ /h			
Emissions of nitrogen oxides	NO _x	-	mg/kWh							
For heat pump combination heater										
Declared load profile	-			Water heating energy efficiency	η_{wh}	-	%			
Daily electricity consumption	Q _{elec}	-	kWh	Daily fuel consumption	Q _{fuel}	-	kWh			
Contact	CTA AG, Hunzigenstrasse 2, CH-3110 Münsingen									