



ENERG

енергия · ενεργεια



I - Klima - Kälte - Wärme II OH I 9ec - S/W Art.Nr.: B11357



55 °C

35 °C



49 dB



--- dB


■ 4.0
■ **4.0**
■ 3.9
kW


■ 5.5
■ **5.4**
■ 5.4
kW




Package (heat pumps and combination heater with heat pump)																																							
Seasonal space heating energy efficiency of heat pump (η_S)								1	151	%																													
Rated output of the heat pump (P_{rated} kW)									14.10																														
Temperature control		Class		VI	(Table 1)	+	2	4	%																														
Supplementary boiler		Package with hot water storage tank		no				P_{sup} kW (rated output of supplementary heater)																															
				η_S % (sup)																																			
				$(\eta_S \text{ % (sup)} - 1) \times (\alpha_{WE})$		=	-	3	%																														
				(α_{WE})																																			
Solar contribution				$(A_{Koll} \text{ m}^2)$				$(\eta_{Koll} \text{ %})$																															
				$(V_{Sp} \text{ m}^3)$				(standstill heat loss of the storage tank in W)																															
								(η_{Sp})																															
				$((294/(P_{rated} \times 11)) \times (A_{Koll} \text{ m}^2) + (115/(P_{rated} \times 11)) \times (V_{Sp} \text{ m}^3)) \times 0.45 \times ((\eta_{Koll} \text{ %}) / 100) \times (\eta_{Sp})$		=	+	4	%																														
Seasonal space heating energy efficiency of package under average climate								5	155	%																													
									rounded to the nearest integer																														
Seasonal space heating energy efficiency class of package under average climate																																							
<table border="1"> <tr> <td></td><td></td><td></td><td></td><td></td><td></td><td></td><td></td><td></td><td>X</td> </tr> <tr> <td>G</td><td>F</td><td>E</td><td>D</td><td>C</td><td>B</td><td>A</td><td>A+</td><td>A++</td><td>A+++</td> </tr> <tr> <td>< 30 %</td><td>≥ 30 %</td><td>≥ 34 %</td><td>≥ 36 %</td><td>≥ 75 %</td><td>≥ 82 %</td><td>≥ 90 %</td><td>≥ 98 %</td><td>≥ 125 %</td><td>≥ 150 %</td> </tr> </table>																			X	G	F	E	D	C	B	A	A+	A++	A+++	< 30 %	≥ 30 %	≥ 34 %	≥ 36 %	≥ 75 %	≥ 82 %	≥ 90 %	≥ 98 %	≥ 125 %	≥ 150 %
									X																														
G	F	E	D	C	B	A	A+	A++	A+++																														
< 30 %	≥ 30 %	≥ 34 %	≥ 36 %	≥ 75 %	≥ 82 %	≥ 90 %	≥ 98 %	≥ 125 %	≥ 150 %																														
Seasonal space heating energy efficiency under colder and warmer climate conditions																																							
colder	150	%		colder	5	155	-V	1	=	154	%																												
warmer	146	%		warmer	5	155	+VI	-5	=	150	%																												

The energy efficiency of the package of products provided for in this fiche may not correspond to its actual energy efficiency once installed in a building, as the efficiency is influenced by further factors such as heat loss in the distribution system and the dimensioning of the products in relation to building size and characteristics.

Product fiche				
Manufacturer	CTA AG			
Model	OH I 9ec B/W			
Information on energy efficiency class and rated output				
	Average / Low temperature	Average / Medium temperature		
Space heating energy efficiency class	A++	A++	-	
Rated heat output	15.20	14.10	kW	
Seasonal space heating energy efficiency	207	151	%	
Annual final energy consumption space heating	5793	7281	kWh	
Sound power level indoors		48	dB	
Special precautions during assembly, installation or maintenance				
see installation and maintenance instructions				
Additional information				
	Low temperature	Medium temperature		
Rated heat output colder climate	15.20	14.10	kW	
Rated heat output warmer climate	15.20	14.10	kW	
Seasonal space heating energy efficiency colder climate	214	150	%	
Seasonal space heating energy efficiency warmer climate	208	146	%	
Annual final energy consumption colder climate	6738	8778	kWh	
Annual final energy consumption warmer climate	3718	4854	kWh	
Sound power level outdoors		-	dB	
Technical data of the temperature controller				
Manufacturer	Carel			
Model	c.pCOMini			
Class of the controller		VI	-	
Contribution of the controller to seasonal space heating energy efficiency		4	%	
Contact	CTA AG, Hunzigenstrasse 2, CH-3110 Münsingen			

Model				OH I 9ec B/W						
Brine-to-water heat pump: (Yes/No)				Yes						
Water-to-water heat pump: (Yes/No)				No						
Air-to-water heat pump: (Yes/No)				No						
Low temperature heat pump: (Yes/No)				No						
Equipped with supplementary heater: (Yes/No)				No						
Heat pump combination heater: (Yes/No)				No						
Application: (Low temperature/Medium temperature)				Medium temperature						
Climate: (Colder/Average/Warmer)				Average						
Item	Symbol	Value	Unit	Item	Symbol	Value	Unit			
Rated heat output	Prated	14.10	kW	Seasonal space heating energy efficiency	η_S	151	%			
Declared capacity for heating for part load at indoor temperature 20°C and outdoor temperature Tj				Declared coefficient of performance for part load at indoor temperature 20°C and outdoor temperature Tj						
Tj = -7°C	Pdh	12.47	kW	Tj = -7°C	COPd	2.82	-			
Tj = +2°C	Pdh	7.59	kW	Tj = +2°C	COPd	4.00	-			
Tj = +7°C	Pdh	4.88	kW	Tj = +7°C	COPd	4.71	-			
Tj = +12°C	Pdh	5.10	kW	Tj = +12°C	COPd	5.30	-			
Tj = biv	Pdh	14.10	kW	Tj = biv	COPd	2.51	-			
Tj = TOL	Pdh	14.10	kW	Tj = TOL	COPd	2.51	-			
Tj = -15°C (if TOL < -20°C)	Pdh	-	kW	Tj = -15°C if TOL < -20°C)	COPd	-	-			
Bivalent temperature	T _{biv}	-10	°C	Operation limit temperature	TOL	-10	°C			
Cycling interval capacity for heating	P _{cy}	-	kW	Cycling interval efficiency	COP _{cy}	-	-			
Degradation co-efficient	Cdh	0.9	-	Heating water operating limit temperature	WTOL	62	°C			
Power consumption in modes other than active mode				Supplementary heater						
Off mode	P _{OFF}	0.003	kW	Rated heat output	P _{sup}	-	kW			
Thermostat-off mode	P _{TO}	0.012	kW	Type of energy input	-					
Standby mode	P _{SB}	0.003	kW							
Crankcase heater mode	P _{CK}	0.003	kW							
Other items										
Capacity control	variable			Rated air flow rate, outdoors	-	-	m ³ /h			
Sound power level, indoors/outdoors	L _{WA}	48 / -	dB	Rated brine or water flow rate, outdoor heat exchanger	-	2.2	m ³ /h			
Emissions of nitrogen oxides	NO _x	-	mg/kWh							
For heat pump combination heater										
Declared load profile	-			Water heating energy efficiency	η_{wh}	-	%			
Daily electricity consumption	Q _{elec}	-	kWh	Daily fuel consumption	Q _{fuel}	-	kWh			
Contact	CTA AG, Hunzigenstrasse 2, CH-3110 Münsingen									

Model				OH I 9ec B/W						
Brine-to-water heat pump: (Yes/No)				Yes						
Water-to-water heat pump: (Yes/No)				No						
Air-to-water heat pump: (Yes/No)				No						
Low temperature heat pump: (Yes/No)				No						
Equipped with supplementary heater: (Yes/No)				No						
Heat pump combination heater: (Yes/No)				No						
Application: (Low temperature/Medium temperature)				Low temperature						
Climate: (Colder/Average/Warmer)				Average						
Item	Symbol	Value	Unit	Item	Symbol	Value	Unit			
Rated heat output	Prated	15.20	kW	Seasonal space heating energy efficiency	η_S	207	%			
Declared capacity for heating for part load at indoor temperature 20°C and outdoor temperature Tj				Declared coefficient of performance for part load at indoor temperature 20°C and outdoor temperature Tj						
Tj = -7°C	Pdh	13.45	kW	Tj = -7°C	COPd	4.15	-			
Tj = +2°C	Pdh	8.18	kW	Tj = +2°C	COPd	5.39	-			
Tj = +7°C	Pdh	5.26	kW	Tj = +7°C	COPd	6.23	-			
Tj = +12°C	Pdh	5.40	kW	Tj = +12°C	COPd	6.69	-			
Tj = biv	Pdh	15.20	kW	Tj = biv	COPd	3.68	-			
Tj = TOL	Pdh	15.20	kW	Tj = TOL	COPd	3.68	-			
Tj = -15°C (if TOL < -20°C)	Pdh	-	kW	Tj = -15°C if TOL < -20°C)	COPd	-	-			
Bivalent temperature	T _{biv}	-10	°C	Operation limit temperature	TOL	-10	°C			
Cycling interval capacity for heating	P _{psych}	-	kW	Cycling interval efficiency	COP _{psych}	-	-			
Degradation co-efficient	Cdh	0.9	-	Heating water operating limit temperature	WTOL	62	°C			
Power consumption in modes other than active mode				Supplementary heater						
Off mode	P _{OFF}	0.003	kW	Rated heat output	P _{sup}	-	kW			
Thermostat-off mode	P _{TO}	0.012	kW	Type of energy input	-					
Standby mode	P _{SB}	0.003	kW							
Crankcase heater mode	P _{CK}	0.003	kW							
Other items										
Capacity control	variable			Rated air flow rate, outdoors	-	-	m ³ /h			
Sound power level, indoors/outdoors	L _{WA}	48 / -	dB	Rated brine or water flow rate, outdoor heat exchanger	-	2.2	m ³ /h			
Emissions of nitrogen oxides	NO _x	-	mg/kWh							
For heat pump combination heater										
Declared load profile	-			Water heating energy efficiency	η_{wh}	-	%			
Daily electricity consumption	Q _{elec}	-	kWh	Daily fuel consumption	Q _{fuel}	-	kWh			
Contact	CTA AG, Hunzigenstrasse 2, CH-3110 Münsingen									