



ENERG

енергия · ενεργεια



I - Klima - Kälte - Wärme || OH 1-8es - 230 V - W/W Art.Nr.: B11000



55 °C

35 °C



43 dB



--- dB


■ 8.7
■ **8.7**
■ 8.7
kW


■ 9.8
■ **9.8**
■ 9.8
kW




Package (heat pumps and combination heater with heat pump)									
Seasonal space heating energy efficiency of heat pump (η_S)								1	155 %
Rated output of the heat pump (P_{rated} kW)					8.70				
Temperature control			Class	VII	(Table 1)			+	2 3.5 %
Supplementary boiler									
Package with hot water storage tank			no						P_{sup} kW (rated output of supplementary heater)
					η_S % (sup)				
					$(\eta_S \% (sup) - \mathbf{1}) \times (\alpha_{WE})$		=	-	3 %
					(α_{WE})				
Solar contribution				$(A_{Koll} \text{ m}^2)$		$(\eta_{Koll} \%)$			
				$(V_{Sp} \text{ m}^3)$		(standstill heat loss of the storage tank in W)			
						(η_{Sp})			
							=	+	4 %
					$((294/(P_{rated} \times 11)) \times (A_{Koll} \text{ m}^2) + (115/(P_{rated} \times 11)) \times (V_{Sp} \text{ m}^3)) \times 0.45 \times ((\eta_{Koll} \%) / 100) \times (\eta_{Sp})$				
Seasonal space heating energy efficiency of package under average climate									5 159 %
									rounded to the nearest integer
Seasonal space heating energy efficiency class of package under average climate									
									X
G	F	E	D	C	B	A	A+	A++	A+++
< 30 %	≥ 30 %	≥ 34 %	≥ 36 %	≥ 75 %	≥ 82 %	≥ 90 %	≥ 98 %	≥ 125 %	≥ 150 %
Seasonal space heating energy efficiency under colder and warmer climate conditions									
colder	158 %								
				colder	5 159	-V	-3	=	162 %
warmer	156 %								
				warmer	5 159	+VI	1	=	160 %

The energy efficiency of the package of products provided for in this fiche may not correspond to its actual energy efficiency once installed in a building, as the efficiency is influenced by further factors such as heat loss in the distribution system and the dimensioning of the products in relation to building size and characteristics.

Product fiche				
Manufacturer	CTA AG			
Model	OH 1-8es 230V W/W			
Information on energy efficiency class and rated output				
	Average / Low temperature	Average / Medium temperature		
Space heating energy efficiency class	A++	A++	-	
Rated heat output	9.70	8.70	kW	
Seasonal space heating energy efficiency	236	155	%	
Annual final energy consumption space heating	3251	4377	kWh	
Sound power level indoors		48	dB	
Special precautions during assembly, installation or maintenance				
see installation and maintenance instructions				
Additional information				
	Low temperature	Medium temperature		
Rated heat output colder climate	9.70	8.70	kW	
Rated heat output warmer climate	9.70	8.70	kW	
Seasonal space heating energy efficiency colder climate	243	158	%	
Seasonal space heating energy efficiency warmer climate	240	156	%	
Annual final energy consumption colder climate	3791	5140	kWh	
Annual final energy consumption warmer climate	2060	2807	kWh	
Sound power level outdoors		-	dB	
Technical data of the temperature controller				
Manufacturer	Siemens			
Model	RVS 61			
Class of the controller		VII	-	
Contribution of the controller to seasonal space heating energy efficiency		3.5	%	
Contact	CTA AG, Hunzigenstrasse 2, CH-3110 Münsingen			

Model				OH 1-8es 230V W/W						
Brine-to-water heat pump: (Yes/No)				No						
Water-to-water heat pump: (Yes/No)				Yes						
Air-to-water heat pump: (Yes/No)				No						
Low temperature heat pump: (Yes/No)				No						
Equipped with supplementary heater: (Yes/No)				Yes						
Heat pump combination heater: (Yes/No)				No						
Application: (Low temperature/Medium temperature)				Medium temperature						
Climate: (Colder/Average/Warmer)				Average						
Item	Symbol	Value	Unit	Item	Symbol	Value	Unit			
Rated heat output	Prated	8.70	kW	Seasonal space heating energy efficiency	η_S	155	%			
Declared capacity for heating for part load at indoor temperature 20°C and outdoor temperature Tj				Declared coefficient of performance for part load at indoor temperature 20°C and outdoor temperature Tj						
Tj = -7°C	Pdh	8.80	kW	Tj = -7°C	COPd	3.48	-			
Tj = +2°C	Pdh	9.30	kW	Tj = +2°C	COPd	4.56	-			
Tj = +7°C	Pdh	9.70	kW	Tj = +7°C	COPd	5.52	-			
Tj = +12°C	Pdh	10.00	kW	Tj = +12°C	COPd	6.88	-			
Tj = biv	Pdh	8.70	kW	Tj = biv	COPd	3.23	-			
Tj = TOL	Pdh	8.70	kW	Tj = TOL	COPd	3.23	-			
Tj = -15°C (if TOL < -20°C)	Pdh	-	kW	Tj = -15°C if TOL < -20°C)	COPd	-	-			
Bivalent temperature	T _{biv}	-10	°C	Operation limit temperature	TOL	-10	°C			
Cycling interval capacity for heating	P _{cy}	-	kW	Cycling interval efficiency	COP _{cy}	-	-			
Degradation co-efficient	Cdh	0.9	-	Heating water operating limit temperature	WTOL	65	°C			
Power consumption in modes other than active mode				Supplementary heater						
Off mode	P _{OFF}	0.003	kW	Rated heat output	P _{sup}	-	kW			
Thermostat-off mode	P _{TO}	0.012	kW	Type of energy input	-					
Standby mode	P _{SB}	0.003	kW							
Crankcase heater mode	P _{CK}	0.003	kW							
Other items										
Capacity control	fixed			Rated air flow rate, outdoors	-	-	m ³ /h			
Sound power level, indoors/outdoors	L _{WA}	48 / -	dB	Rated brine or water flow rate, outdoor heat exchanger	-	2.2	m ³ /h			
Emissions of nitrogen oxides	NO _x	-	mg/kWh							
For heat pump combination heater										
Declared load profile	-			Water heating energy efficiency	η_{wh}	-	%			
Daily electricity consumption	Q _{elec}	-	kWh	Daily fuel consumption	Q _{fuel}	-	kWh			
Contact	CTA AG, Hunzigenstrasse 2, CH-3110 Münsingen									

Model				OH 1-8es 230V W/W						
Brine-to-water heat pump: (Yes/No)				No						
Water-to-water heat pump: (Yes/No)				Yes						
Air-to-water heat pump: (Yes/No)				No						
Low temperature heat pump: (Yes/No)				No						
Equipped with supplementary heater: (Yes/No)				Yes						
Heat pump combination heater: (Yes/No)				No						
Application: (Low temperature/Medium temperature)				Low temperature						
Climate: (Colder/Average/Warmer)				Average						
Item	Symbol	Value	Unit	Item	Symbol	Value	Unit			
Rated heat output	Prated	9.70	kW	Seasonal space heating energy efficiency	η_S	236	%			
Declared capacity for heating for part load at indoor temperature 20°C and outdoor temperature Tj				Declared coefficient of performance for part load at indoor temperature 20°C and outdoor temperature Tj						
Tj = -7°C	Pdh	9.80	kW	Tj = -7°C	COPd	5.92	-			
Tj = +2°C	Pdh	10.00	kW	Tj = +2°C	COPd	6.88	-			
Tj = +7°C	Pdh	10.20	kW	Tj = +7°C	COPd	7.78	-			
Tj = +12°C	Pdh	10.30	kW	Tj = +12°C	COPd	8.51	-			
Tj = biv	Pdh	9.70	kW	Tj = biv	COPd	5.72	-			
Tj = TOL	Pdh	9.70	kW	Tj = TOL	COPd	5.72	-			
Tj = -15°C (if TOL < -20°C)	Pdh	-	kW	Tj = -15°C if TOL < -20°C)	COPd	-	-			
Bivalent temperature	T _{biv}	-10	°C	Operation limit temperature	TOL	-10	°C			
Cycling interval capacity for heating	P _{cy}	-	kW	Cycling interval efficiency	COP _{cy}	-	-			
Degradation co-efficient	Cdh	0.9	-	Heating water operating limit temperature	WTOL	65	°C			
Power consumption in modes other than active mode				Supplementary heater						
Off mode	P _{OFF}	0.003	kW	Rated heat output	P _{sup}	-	kW			
Thermostat-off mode	P _{TO}	0.012	kW	Type of energy input	-					
Standby mode	P _{SB}	0.003	kW							
Crankcase heater mode	P _{CK}	0.003	kW							
Other items										
Capacity control	fixed			Rated air flow rate, outdoors	-	-	m ³ /h			
Sound power level, indoors/outdoors	L _{WA}	48 / -	dB	Rated brine or water flow rate, outdoor heat exchanger	-	2.2	m ³ /h			
Emissions of nitrogen oxides	NO _x	-	mg/kWh							
For heat pump combination heater										
Declared load profile	-			Water heating energy efficiency	η_{wh}	-	%			
Daily electricity consumption	Q _{elec}	-	kWh	Daily fuel consumption	Q _{fuel}	-	kWh			
Contact	CTA AG, Hunzigenstrasse 2, CH-3110 Münsingen									